

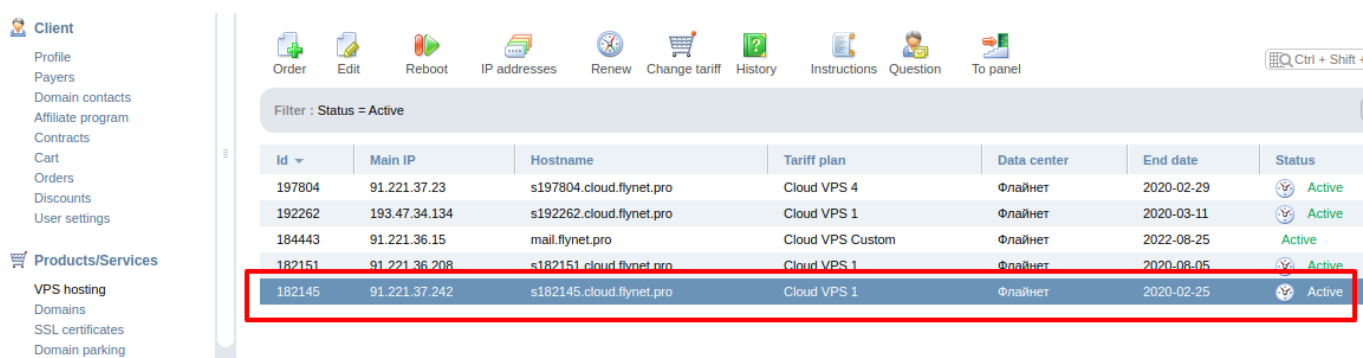
# Mail Server

## How to configure rDNS for IPs

It quite simple operation, but here is one precondition:

**Before you go next, make sure you have pointed A-record of your domain to this IP.**

Go to [VPS hosting](#) page and select VPS where you want to change rDNS:



Client

- Profile
- Payers
- Domain contacts
- Affiliate program
- Contracts
- Cart
- Orders
- Discounts
- User settings

Products/Services

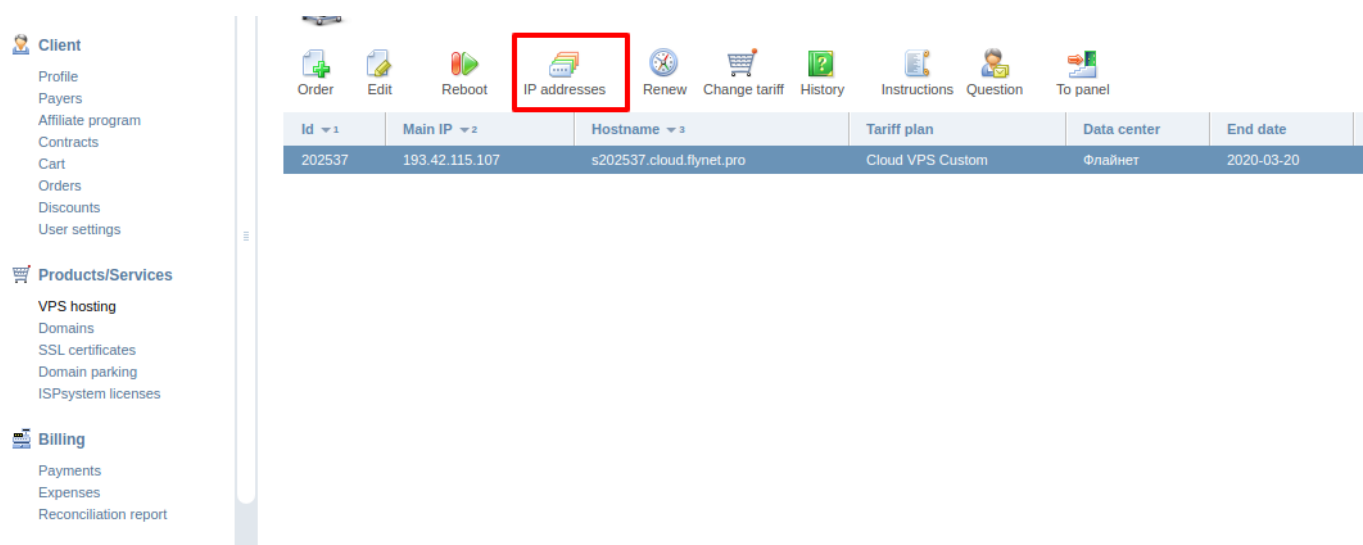
- VPS hosting
- Domains
- SSL certificates
- Domain parking

Order Edit Reboot IP addresses Renew Change tariff History Instructions Question To panel

Filter : Status = Active

| Id     | Main IP       | Hostname                 | Tariff plan      | Data center | End date   | Status |
|--------|---------------|--------------------------|------------------|-------------|------------|--------|
| 197804 | 91.221.37.23  | s197804.cloud.flynet.pro | Cloud VPS 4      | Флайнет     | 2020-02-29 | Active |
| 192262 | 193.47.34.134 | s192262.cloud.flynet.pro | Cloud VPS 1      | Флайнет     | 2020-03-11 | Active |
| 184443 | 91.221.36.15  | mail.flynet.pro          | Cloud VPS Custom | Флайнет     | 2022-08-25 | Active |
| 182151 | 91.221.36.208 | s182151.cloud.flynet.pro | Cloud VPS 1      | Флайнет     | 2020-09-05 | Active |
| 182145 | 91.221.37.242 | s182145.cloud.flynet.pro | Cloud VPS 1      | Флайнет     | 2020-02-25 | Active |

Click on the "IP addresses" button at the top button panel.



Client

- Profile
- Payers
- Affiliate program
- Contracts
- Cart
- Orders
- Discounts
- User settings

Products/Services

- VPS hosting
- Domains
- SSL certificates
- Domain parking
- ISPsystem licenses

Billing

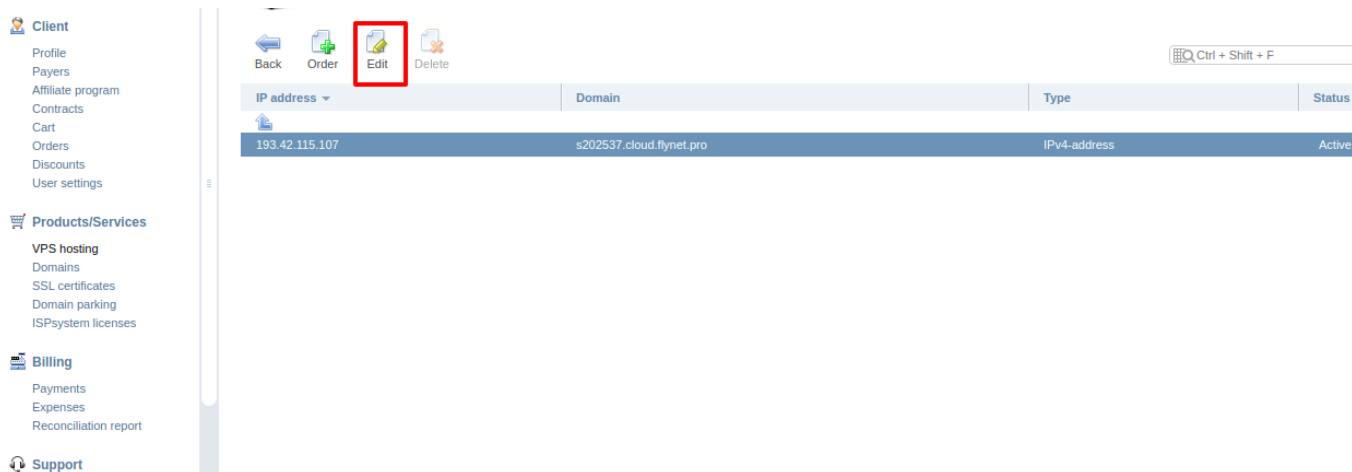
- Payments
- Expenses
- Reconciliation report

Order Edit Reboot IP addresses Renew Change tariff History Instructions Question To panel

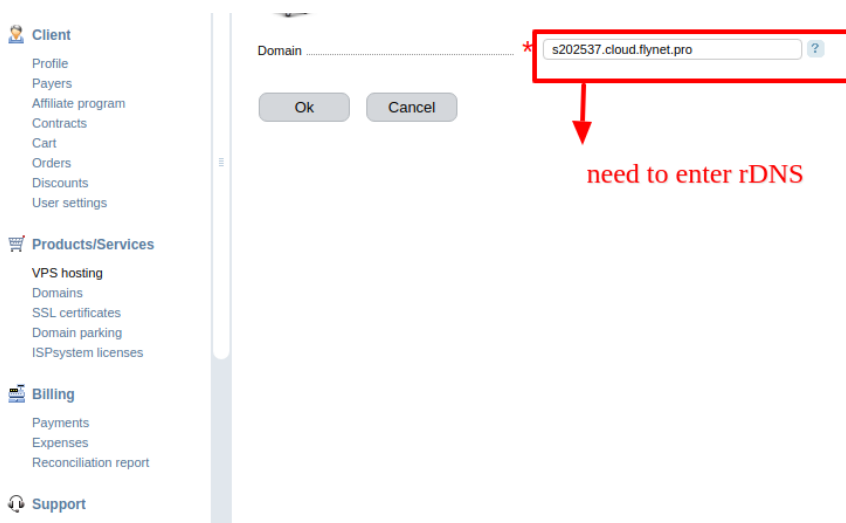
| Id     | Main IP        | Hostname                 | Tariff plan      | Data center | End date   |
|--------|----------------|--------------------------|------------------|-------------|------------|
| 202537 | 193.42.115.107 | s202537.cloud.flynet.pro | Cloud VPS Custom | Флайнет     | 2020-03-20 |

Next, select the ip address where you want to change rDNS and click "Edit" button. Multiple selection also available here.

# Mail Server



Enter new rDNS value.



After changing click "OK" button.  
rDNS will be automatically changed for this server.

**Remember, records in DNS are not changing instantly, it may take from 5 minutes to several hours. Be patient. Do not repeat the same operation twice.**

Unique solution ID: #1002  
Author: leksei  
Last update: 2021-10-04 09:00